

SINGER^{*} Parts Changed To Convert To 300U401

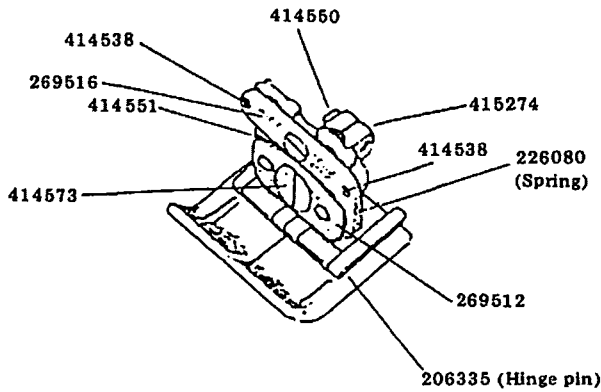
From	To	DESCRIPTION	From	To	DESCRIPTION
268618	269006-509	Feed Dog, 46 needle hole (teeth cut 15 to the inch) with four 268318 and eight 229 for 269379-509	268612	OFF Part	Presser Foot Plate Heel Spring
268602	269065-511	Looper Holder with eight 414558	545246-452	OFF Part	Presser Foot Shank Pinch Screw
268219	269138-512	Needle Bar Rock Frame Thread Guide	268611	269238-502	Presser Foot Plate (left)
415040	415043	Needle Bar	268611	269239-501	Presser Foot Plate (right)
268167	415254	Needle Thread Tension Bracket	268275	269515	Presser Foot Shank (2)
415357	415336	Needle Thread Tension Releaser	268638	269342-502	Spreader with four 268162
268613	269240-509	Presser Foot (hinged compensating) complete, 46 needle holes, Nos. 269238-502, 269239-501, 269512, 269516, 414551, 414573, 415274, two each 206335, 226080, 269515 and 414538	505656-005	415941-452	Thread Unwinder complete (2)
			268614	269379-509	Throat Plate
			414519	OFF Part	Needle Set Screw

PARTS TO BE ADDED FOR 300U401

PART NO.	DESCRIPTION	PART NO.	DESCRIPTION
229	Loop Deflector Screw (6)	268382	Looper and Needle Guard complete (3)
54279	Needle Thread Tension Thread Guide (3)	269193-506	Needle Holder with four 545181-451
226206	Needle Thread Tension Releasing Pin (3)	414558	Looper Set Screw (6)
267971	Needle Thread Tension complete (3)	415294	Looper Thread Tension complete (3)
268123	Looper Thread Tube (3)	545181-451	Needle Set Screw (4)
268318	Loop Deflector (3)	Cat. No. 3260	Needle (#22) (3)
268333	Looper Thread Tension Thread Guide (3)		

PARTS TO BE ADDED FOR 300U401

Presser Foot (hinged compensating)



PART NO.

DESCRIPTION

206335	Presser Foot Hinge Pin
226080	Presser Foot Plate Spring
269512	Presser Foot Connection Lever
269516	Presser Foot Shank Guide Plate
414538	Presser Foot Bracket Guide Screw (2)
414550	Presser Foot Bracket Pintch Screw
414551	Presser Foot Shank Guide Plate Hinge Screw
414573	Presser Foot Connection Lever Hinge Screw
415274	Presser Foot Bracket with 414550

GAUGE PARTS

* Standard Gauge

Gauge Size	Needle Bar Rock Frame Thread Guide	Needle Holder	Presser Foot	Spreader	Throat Plate	Feed Dog	Looper Holder
* $\frac{1}{4}$ " - 1" - $\frac{1}{4}$ "	269138-512	269193-506	269240-509	269342-502	269379-509	269006-509	269065-511
$\frac{1}{4}$ " - $\frac{1}{4}$ " - $\frac{1}{4}$ "	269138-503	269191-501	269237-505	269342-501	269379-501	269006-501	269065-501
$\frac{5}{16}$ " - $\frac{5}{16}$ " - $\frac{5}{16}$ "	269138-517	269192-507	269237-510	269342-503	269379-510	269006-512	269065-518
$\frac{3}{8}$ " - $\frac{3}{8}$ " - $\frac{3}{8}$ "	269138-542	269192-513	269237-515	269342-504	269379-517	269006-521	269065-550
$\frac{1}{2}$ " - $\frac{1}{2}$ " - $\frac{1}{2}$ "	269138-555	269193-512	269240-528	269342-505	269379-525	269006-526	269065-560

SINGER *

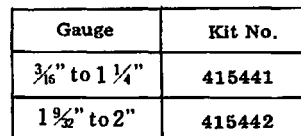
Parts Changed To
Convert To 300U405

From	To	DESCRIPTION	From	To	DESCRIPTION
268618	269006-509	Feed Dog, 46 needle hole (teeth cut 15 to the inch) with four 268318 and eight 229 for 269379-509	268612	OFF Part	Presser Foot Plate Heel Spring
268602	269065-511	Looper Holder with eight 414558	545246-452	OFF Part	Presser Foot Shank Pinch Screw
268219	269138-512	Needle Bar Rock Frame Thread Guide	268611	269238-502	Presser Foot Plate (left)
415040	415043	Needle Bar	268611	269239-501	Presser Foot Plate (right)
268167	415254	Needle Thread Tension Bracket	268275	269515	Presser Foot Shank (2)
415357	415336	Needle Thread Tension Releaser	268638	269342-502	Spreader with four 268162
268613	269240-509	Presser Foot (hinged compensating) complete, 46 needle holes, Nos. 269238-502, 269239-501, 269512, 269516, 414551, 414573, 415274, two each 206335, 226080, 269515 and 414538	505656-005	415941-452	Thread Unwinder complete (2)
			268614	269379-509	Throat Plate
			415145	415147	Bed Shaft with 268044, 268214, 268265 and 414578
			414519	OFF Part	Needle Set Screw

PARTS TO BE ADDED FOR 300U405

PART NO.	DESCRIPTION	PART NO.	DESCRIPTION
229	Loop Deflector Screw (6)	268382	Looper and Needle Guard complete (3)
54279	Needle Thread Tension Thread Guide (3)	269193-506	Needle Holder with four 545181-451
226206	Needle Thread Tension Releasing Pin (3)	414558	Looper Set Screw (6)
267971	Needle Thread Tension complete (3)	415294	Looper Thread Tension complete (3)
268123	Looper Thread Tube (3)	545181-451	Needle Set Screw (4)
268318	Loop Deflector (3)	Cat. No. 3260	Needle (#22) (3)
268333	Looper Thread Tension Thread Guide (3)		

Puller Food Kit



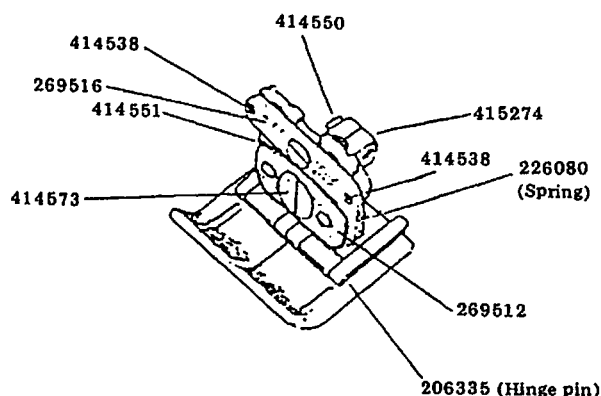
	①	②	③	④	⑤
Gauge	Bracket	Shaft	Roll	Cover Plate (Left)	Cover Plate (Right)
$\frac{3}{16}$ " to $1\frac{1}{4}$ "	415222	268438	131979	268407	268464
$1\frac{9}{32}$ " to 2"	415224	268457	131993	268454	268466

PARTS TO BE ADDED FOR 300U 405

PART NO.	DESCRIPTION	PART NO.	DESCRIPTION
131979	Puller Feed Roll (upper) and two 504070, for gauges from 3/16 in. to 1-1/4 in.	504070	Puller Feed Roll (upper) Set Screw (2)
131979	Puller Feed Roll (lower) and two 504070, for gauges from 3/16 in. to 1-1/4 in.	504070	Puller Feed Roll (lower) Set Screw (2)
131993	Puller Feed Roll (upper) with two 504070, for gauges 1-9/32 in. to 2 in.	544325	Puller Feed Roll (upper) Bracket Set Screw
131993	Puller Feed Roll (lower) and two 504070, for gauges from 1-9/32 in. to 2 in.	544325	Puller Feed Roll (lower) Shaft Worm Set Screw (2)
201892	Puller Feed Roll (upper) Bar Lifter Roller	544329	Puller Feed Cross Shaft Worm Set Screw
268407	Puller Feed Cover Plate (left) for gauges from 3/16 in. to 1-1/4 in.	544329	Puller Feed Roll (lower) Shaft Worm Gear Position Screw
268425	Puller Feed Cross Shaft Needle Bearing (2)	544329	Puller Feed Cross Shaft Worm Position Screw
268425	Puller Feed Roll (lower) Shaft Needle Bearing (3)	544358	Puller Feed Roll (lower) Shaft Collar Set Screw (4)
268428	Puller Feed Roll (upper) Bar	548514	Puller Feed Roll (lower) Shaft Bracket Position Pin (2)
268432	Puller Feed Roll (upper) Bar Lifter Cam Plate	548514	Puller Feed Cross Shaft Bracket Position Pin (2)
268433	Puller Feed Roll (upper) Bar Lifter Stop Pin	548514	Bed Hinge Connection Bracket Position Pin (4)
268435	Puller Feed Roll (upper) Bar Position Bracket Stud	549024	Puller Feed Roll (upper) Bracket Position Screw
268436	Puller Feed Roll (upper) Bar Spring		
268438	Puller Feed Roll (upper) Shaft, for gauges from 3/16 in. to 1-1/4 in.		
268454	Puller Feed Cover Plate (left) for gauges from 1-9/32 in. to 2 in.		
268457	Puller Feed Roll (upper) Shaft, for gauges 1-9/32 in. to 2 in.		
268464	Puller Feed Cover Plate (right) for gauges from 3/16 in. to 1-1/4 in.		
268465	Puller Feed Roll (lower) Shaft		
268466	Puller Feed Cover Plate (right) for gauges from 1-9/32 in. to 2 in.		
269621	Puller Feed Cross Shaft		
269622	Puller Feed Cross Shaft Bracket		
269623	Puller Feed Cross Shaft Bracket 269622 with two 268425		
269624	Puller Feed Cross Shaft Worm with 544325 and 544329		
269625	Puller Feed Cross Shaft Worm Gear with two 500264-833		
269655	Puller Feed Roll (lower) Shaft Worm with two 544325 (for 5 stitches per inch)		
269656	Puller Feed Roll (lower) Shaft Worm Gear with 500264-833 and 544329 (for 5 stitches per inch)		
414503	Puller Feed Roll (lower) Shaft Bracket Screw (2)		
414503	Puller Feed Cross Shaft Bracket Screw (2)		
414503	Bed Hinge Connection Bracket Screw (4)		
414507	Puller Feed Roll (upper) Bar Lifter Cam Plate Screw (2)		
414534	Puller Feed Cover Plate (left) Screw (2)		
414534	Puller Feed Cover Plate (right) Screw (2)		
414542	Puller Feed Roll (upper) Bar Lifter Cap Screw		
414547	Puller Feed Roll (upper) Bar Bracket Screw (2)		
414561	Puller Feed Roll (upper) Bar Lifter Roller Screw Stud		
414582	Puller Feed Roll (upper) Bar Spring Adjusting Thumb Screw		
415216	Puller Feed Roll (upper) Bar Bracket with 268433		
415218	Puller Feed Roll (upper) Bar Position Bracket with 268435 and three 500264-833		
415220	Puller Feed Roll (upper) Bar Lifter 415221 with 268432 and two 414507		
415221	Puller Feed Roll (upper) Bar Lifter		
415222	Puller Feed Roll (upper) Bracket with 544325 and 549024, for gauges from 3/16 in. to 1-1/4 in.		
415224	Puller Feed Roll (upper) Bracket with 544325 and 549024 for gauges 1-9/32 in. to 2 in.		
415233	Bed Hinge Connection Bracket 415234 with 268425 (Needle Bearing on left)		
415234	Bed Hinge Connection Bracket (left)		
415235	Bed Hinge Connection Bracket 415236 with 268425 (Needle Bearing on right)		
415236	Bed Hinge Connection Bracket (right)		
415237	Puller Feed Roll (lower) Shaft Collar with two 544358 (2)		
415239	Puller Feed Roll (lower) Shaft Bracket 415240 with 268425		
415240	Puller Feed Roll (lower) Shaft Bracket		
415296	Puller Feed Roll (upper) Bar Bracket Position Pin (2)		
500264-833	Puller Feed Roll (upper) Bar Position Bracket Set Screw (3)		
500264-833	Puller Feed Roll (lower) Shaft Worm Gear Set Screw		
500264-833	Puller Feed Cross Shaft Worm Gear Set Screw (2)		

PARTS TO BE ADDED FOR 300U405

Presser Foot (hinged compensating)



PART NO.

DESCRIPTION

206335	Presser Foot Hinge Pin
226080	Presser Foot Plate Spring
269512	Presser Foot Connection Lever
269516	Presser Foot Shank Guide Plate
414538	Presser Foot Bracket Guide Screw (2)
414550	Presser Foot Bracket Pinch Screw
414551	Presser Foot Shank Guide Plate Hinge Screw
414573	Presser Foot Connection Lever Hinge Screw
415274	Presser Foot Bracket with 414550

PULLER FEED GEARS FOR VARIOUS STITCHES PER INCH FOR MACHINES 300U405

(Optional Equipment)

No. of Stitches Per Inch	Puller Feed Roll (lower) Shaft Worm with two 544325 Part Number	Puller Feed Roll (lower) Shaft Worm Gear with 500264-833 and 544329 Part Number
4	269653	269654
6	269657	269658
7	269659	269660
8	269661	269662
9	269631	269632
10	269663	269664
11	269665	269666
12	269667	269668

GAUGE PARTS

* Standard Gauge

Gauge Size	Needle Bar Rock Frame Thread Guide	Needle Holder	Presser Foot	Spreader	Throat Plate	Feed Dog	Looper Holder
* $\frac{1}{4}$ " - 1" - $\frac{1}{4}$ "	269138-512	269193-506	269240-509	269342-502	269379-509	269006-509	269065-511
$\frac{1}{4}$ " - $\frac{1}{4}$ " - $\frac{1}{4}$ "	269138-503	269191-501	269237-505	269342-501	269379-501	269006-501	269065-501
$\frac{5}{16}$ " - $\frac{5}{16}$ " - $\frac{5}{16}$ "	269138-517	269192-507	269237-510	269342-503	269379-510	269006-512	269065-518
$\frac{3}{8}$ " - $\frac{3}{8}$ " - $\frac{3}{8}$ "	269138-542	269192-513	269237-515	269342-504	269379-517	269006-521	269065-550
$\frac{1}{2}$ " - $\frac{1}{2}$ " - $\frac{1}{2}$ "	269138-555	269193-512	269240-528	269342-505	269379-525	269006-526	269065-560

From	To	DESCRIPTION	From	To	DESCRIPTION
269683	OFF Part	Bed Side Cover (back)	268074	OFF Part	Feed Lifting Connection
414505	OFF Part	Bed Side Cover (back) Screw (2)	415210	OFF Part	Feed Lifting Eccentric with 268077 and two 544204-001
415029	415031	Bed Plate (left) and Guard complete, Nos. 269611, 415032 and two 549201	268077	OFF Part	Feed Lifting Eccentric Lubricating Pad (wood)
415030	415032	Bed Plate (left)	544204-001	OFF Part	Feed Lifting Eccentric Set Screw (2)
269681	269611	Bed Plate (left) Guard	269684	OFF Part	Feed Driving Rock Shaft
415034	415033	Bed Plate (right)	269699	OFF Part	Feed Lifting Rock Shaft
415035	OFF Part	Bed Plate (right)	415072	OFF Part	Feed Driving Eccentric complete, Nos. 268064, 268065, 268066, 412011 and 415073
240245	OFF Part	Feed Regulating Stud Retaining Spring	268064	OFF Part	Feed Driving Eccentric
268081	OFF Part	Feed Regulating Stud	268065	OFF Part	Feed Driving Eccentric Adjusting Disc
268082	OFF Part	Feed Regulating Stud Socket	268066	OFF Part	Feed Driving Eccentric Adjusting Disc Spring
270026	OFF Part	Feed Regulating Stud Spring	412011	OFF Part	Feed Driving Eccentric Adjusting Disc Spring Collar with two 544325
545249-452	OFF Part	Feed Regulating Stud Socket Screw (2)	544325	OFF Part	Feed Driving Eccentric Adjusting Disc Spring Collar Set Screw (2)
414508	OFF Part	Bed Plate Screw (2)	415073	OFF Part	Feed Driving Eccentric Flange with 267623, two each 241763, 414555, 414557 and 544286
415101	415429	Foot Lifter Bell Crank 415102 with 269616, 414568, 415103 and two 414552	267623	OFF Part	Feed Driving Eccentric Friction Plate
415145	415149	Bed Shaft with 268044, 268214, 268265 and 414578	241763	OFF Part	Feed Driving Eccentric Friction Plate Screw Set Screw Packing (brass) (2)
415198	OFF Part	Feed Bar with 545213 and two 544204-001	414555	OFF Part	Feed Driving Eccentric Flange Set Screw (2)
545213	OFF Part	Feed Lifting Link Hinge Pin Set Screw (2)	414557	OFF Part	Feed Driving Eccentric Friction Plate Screw Set Screw (2)
544204-001	OFF Part	Feed Bar Set Screw (2)	544286	OFF Part	Feed Driving Eccentric Friction Plate Screw (2)
415200	OFF Part	Feed Driving Rock Frame with 500264-833 and 549024	415212	OFF Part	Feed Driving Rock Shaft Crank 415213 with 268061, 415091, 541197 and 545297
549024	OFF Part	Feed Driving Rock Frame Position Screw	415213	OFF Part	Feed Driving Rock Shaft Crank with two 414511
500264-833	OFF Part	Feed Driving Rock Frame Set Screw	414511	OFF Part	Feed Driving Rock Shaft Crank Pinch Screw (2)
268035	OFF Part	Feed Bar Hinge Pin	268061	OFF Part	Feed Driving Connection 268060 with 415368
415202	OFF Part	Feed Bar Hinge Pin Collar with 414529	268060	OFF Part	Feed Driving Connection Needle Bearing
414529	OFF Part	Feed Bar Hinge Pin Collar Set Screw	415091	OFF Part	Feed Driving Connection Hinge Stud with 268258
415065	OFF Part	Feed Driving Rock Shaft Collar with two 504020 (2)	268258	OFF Part	Feed Driving Connection Hinge Stud Oil Packing (wick) (2)
504020	OFF Part	Feed Driving Rock Shaft Collar Set Screw (4)	541197	OFF Part	Feed Driving Connection Hinge Stud Nut
268071	OFF Part	Feed Driving Rock Shaft Needle Bearing (2)	545297	OFF Part	Feed Driving Connection Cap Screw
268078	OFF Part	Feed Lifting Link	268167	415254	Needle Thread Tension Bracket
268079	OFF Part	Feed Lifting Link Hinge Pin with 268258 (2)	415357	415336	Needle Thread Tension Release
268258	OFF Part	Feed Lifting Link Hinge Pin Oil Packing (wick) (2)	268157-124	269193-506	Needle Holder with four 545181-451
415204	OFF Part	Feed Lifting Crank with 414501 and 545213	268378-124	269342-502	Spreader with four 268162
414501	OFF Part	Feed Lifting Crank Pinch Screw	268268-124	269138-512	Needle Bar Rock Frame Thread Guide with two 414539
415206	OFF Part	Feed Lifting Rock Shaft Crank with 414549 and two 414511	268107-124	269065-511	Looper Holder with eight 414558
414549	OFF Part	Feed Lifting Rock Shaft Crank Position Screw	269577-124	269240-509	Presser Foot (hinged compensating) complete, 46 needle holes, Nos. 269238-502, 269239-501, 269512, 269516, 414551, 414573, 415274, two each 206335, 226080, 269515 and 414538
414511	OFF Part	Feed Lifting Rock Shaft Crank Pinch Screw (2)	269575-124	269238-502	Presser Foot Plate (left)
415091	OFF Part	Feed Lifting Connection Hinge Stud with 268258	269576-124	269239-501	Presser Foot Plate (right)
268258	OFF Part	Feed Lifting Connection Hinge Stud Oil Packing (wick)	267860-124	269598	Throat Plate
541197	OFF Part	Feed Lifting Connection Hinge Stud Nut	267829-124	OFF Part	Feed Dog (teeth cut 15 to the inch) with two 268318 and four 229 for 267860-124
415065	OFF Part	Feed Lifting Rock Shaft Collar with two 504020 (2)	268318	OFF Part	Loop Deflector (2)
504020	OFF Part	Feed Lifting Rock Shaft Collar Set Screw (4)	229	OFF Part	Loop Deflector Screw (4)
268071	OFF Part	Feed Lifting Rock Shaft Needle Bearing (2)			
415208	OFF Part	Feed Dog Shank with 414559 and 541200			
414559	OFF Part	Feed Dog Shank Adjusting Screw			
541200	OFF Part	Feed Dog Shank Adjusting Screw Lock Nut			
414520	OFF Part	Feed Dog Shank Screw			
543804-004	OFF Part	Feed Dog Shank Screw Washer			
545489	OFF Part	Feed Dog Shank Screw Lock Nut			

PARTS TO BE ADDED FOR 302U406

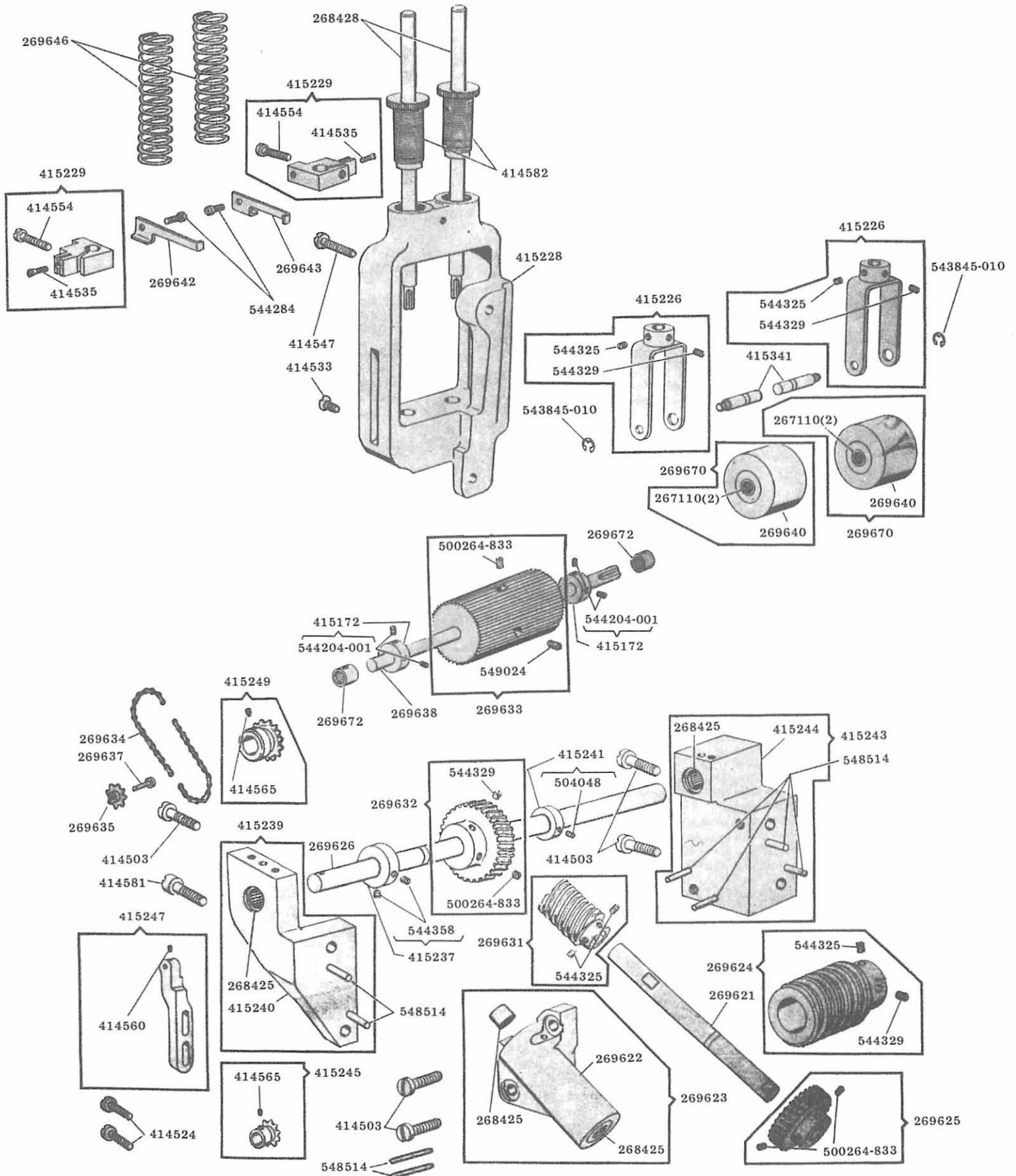
PART NO.	DESCRIPTION	PART NO.	DESCRIPTION
54279	Needle Thread Tension Thread Guide (2)	414552	Puller Feed Roll (upper) Bar Lifter Arm Block Screw (2)
226206	Needle Thread Tension Releasing Pin (2)	414558	Looper Set Screw (4)
267971	Needle Thread Tension complete (2)	415103	Puller Feed Roll (upper) Bar Lifter Arm Block
268123	Looper Thread Tube (2)	415161	Bed Shaft Thrust Collar with two 544204-001
268333	Looper Thread Tension Thread Guide (2)	415294	Looper Thread Tension complete (2)
268382	Looper and Needle Guard complete (2)	415941-452	Thread Unwinder complete
269628	Puller Feed Driving Shaft Cover	544204-001	Bed Shaft Thrust Collar Set Screw (2)
414506	Puller Feed Driving Shaft Cover Screw (lower)	545181-451	Needle Set Screw (2)
414518	Throat Plate Screw	Cat. No. 3260	Needle (#22) (2)
414534	Puller Feed Driving Shaft Cover Screw (upper) (2)		

From the library of: Superior Sewing Machine & Supply LLC

PARTS TO BE ADDED FOR 302U406

PART NO. DESCRIPTION

415443 Puller Feed Kit



PARTS TO BE ADDED FOR 302U406

PART NO.	DESCRIPTION	PART NO.	DESCRIPTION
267110	Puller Feed Roll (upper) Needle Bearing (4)	414565	Puller Feed Driving Shaft Sprocket Set Screw
268425	Puller Feed Cross Shaft Needle Bearing (2)	414581	Puller Feed Driving Shaft Bracket Screw (lower)
268425	Puller Feed Driving Shaft Needle Bearing (2)	414582	Puller Feed Roll (upper) Bar Spring Adjusting Screw (2)
268428	Puller Feed Roll (upper) Bar (2)		
269621	Puller Feed Cross Shaft	415172	Puller Feed Roll (lower) Shaft Collar with two 544204-001 (2)
269622	Puller Feed Cross Shaft Bracket		
269623	Puller Feed Cross Shaft Bracket 269622 with two 268425	415226	Puller Feed Roll (upper) Bracket with 544325 and 544329 (2)
269624	Puller Feed Cross Shaft Worm with 544325 and 544329	415228	Puller Feed Roll (upper) Bar Bracket
269625	Puller Feed Cross Shaft Worm Gear with two 500264-833	415229	Puller Feed Roll (upper) Bar Position Bracket with 414535 and 414554 (2)
269626	Puller Feed Driving Shaft	415237	Puller Feed Driving Shaft Collar with two 544358
269631	Puller Feed Driving Shaft Worm with two 544325 (for 9 stitches per inch)	415239	Puller Feed Driving Shaft Bracket 415240 with 268425
		415240	Puller Feed Driving Shaft Bracket
269632	Puller Feed Driving Shaft Worm Gear with 500264-833 and 544329 (for 9 stitches per inch)	415241	Puller Feed Driving Shaft Thrust Collar with 504048
		415243	Puller Feed Driving Shaft Bracket 415244 with 268425 (Needle Bearing on left)
269633	Puller Feed Roll (lower) with 500264-833 and 549024		
269634	Puller Feed Roll (lower) Chain	415244	Puller Feed Driving Shaft Bracket (right)
269635	Puller Feed Roll (lower) Chain Idler Sprocket	415245	Puller Feed Roll (lower) Shaft Sprocket with 414565
269637	Puller Feed Roll (lower) Chain Idler Sprocket Pin	415247	Puller Feed Roll (lower) Chain Idler Sprocket Bracket with 414560
269638	Puller Feed Roll (lower) Shaft		
269640	Puller Feed Roll (upper) (2)	415249	Puller Feed Driving Shaft Sprocket with 414565
269642	Puller Feed Roll (upper) Bar Lifter Arm (left)	415341	Puller Feed Roll (upper) Shaft (2)
269643	Puller Feed Roll (upper) Bar Lifter Arm (right)	500264-833	Puller Feed Cross Shaft Worm Gear Set Screw (2)
269646	Puller Feed Roll (upper) Bar Spring (2)	500264-833	Puller Feed Driving Shaft Worm Gear Set Screw
269670	Puller Feed Roll (upper) 269640 with two 267110(2)	500264-833	Puller Feed Roll (lower) Set Screw
269672	Puller Feed Roll (lower) Shaft Needle Bearing (2)	504048	Puller Feed Driving Shaft Thrust Collar Set Screw
414503	Puller Feed Cross Shaft Bracket Screw (2)	543845-010	Puller Feed Roll (upper) Shaft Retaining Ring (2)
414503	Puller Feed Driving Shaft Bracket Screw (3)	544204-001	Puller Feed Roll (lower) Shaft Collar Set Screw (4)
414524	Puller Feed Roll (lower) Chain Idler Sprocket Bracket Screw (2)	544284	Puller Feed Roll (upper) Bar Lifter Arm Screw (2)
		544325	Puller Feed Cross Shaft Worm Set Screw
414533	Puller Feed Roll (upper) Bar Bracket Screw (lower)	544325	Puller Feed Driving Shaft Worm Set Screw (2)
414535	Puller Feed Roll (upper) Bar Position Bracket Adjusting Screw (2)	544325	Puller Feed Roll (upper) Bracket Set Screw (2)
		544329	Puller Feed Cross Shaft Worm Position Screw
414547	Puller Feed Roll (upper) Bar Bracket Screw (upper)	544329	Puller Feed Driving Shaft Worm Gear Position Screw
414554	Puller Feed Roll (upper) Bar Position Bracket Pinch Screw (2)	544329	Puller Feed Roll (upper) Bracket Position Screw (2)
		544358	Puller Feed Driving Shaft Collar Set Screw (2)
414560	Puller Feed Roll (lower) Chain Idler Sprocket Pin Set Screw	548514	Puller Feed Cross Shaft Bracket Position Pin (2)
		548514	Puller Feed Driving Shaft Bracket Position Pin (6)
414565	Puller Feed Roll (lower) Shaft Sprocket Set Screw	549024	Puller Feed Roll (lower) Position Screw

PULLER FEED GEARS FOR VARIOUS STITCHES PER INCH FOR MACHINES 302U406
(Optional Equipment)

No. of Stitches Per Inch	Puller Feed Driving Shaft Worm with two 544325	Puller Feed Driving Shaft Worm Gear with 500264-833 and 544329
	Part Number	Part Number
4	269653	269654
5	269655	269656
6	269657	269658
7	269659	269660
8	269661	269662
10	269663	269664
11	269665	269666
12	269667	269668

GAUGE PARTS

* Standard Gauges

Gauge Size	Needle Bar Rock Frame Thread Guide	Needle Holder	Presser Foot	Spreader	Throat Plate	Feed Dog	Looper Holder
* $\frac{1}{4}$ " — 1" — $\frac{1}{4}$ "	269138-512	269193-506	269240-509	269342-502	269379-509	269006-509	269065-511
$\frac{1}{4}$ " — $\frac{1}{4}$ " — $\frac{1}{4}$ "	269138-503	269191-501	269237-505	269342-501	269379-501	269006-501	269065-501
$\frac{5}{16}$ " — $\frac{5}{16}$ " — $\frac{5}{16}$ "	269138-517	269192-507	269237-510	269342-503	269379-510	269006-512	269065-518
$\frac{3}{8}$ " — $\frac{3}{8}$ " — $\frac{3}{8}$ "	269138-542	269192-513	269237-515	269342-504	269379-517	269006-521	269065-550
$\frac{1}{2}$ " — $\frac{1}{2}$ " — $\frac{1}{2}$ "	269138-555	269193-512	269240-528	269342-505	269379-525	269006-526	269065-560

CORRECTIONS

Machine Parts Chart for 302U406

* Change Part Number as Follows.

In Place of:

Gauge Size	Throat Plate	Feed Dog
* $\frac{1}{4}" - 1" - \frac{1}{4}"$	269379-509	269006-509
$\frac{1}{4}" - \frac{1}{4}" - \frac{1}{4}"$	269379-501	269006-501
$\frac{5}{16}" - \frac{5}{16}" - \frac{5}{16}"$	269379-510	269006-512
$\frac{3}{8}" - \frac{3}{8}" - \frac{3}{8}"$	269379-517	269006-521
$\frac{1}{2}" - \frac{1}{2}" - \frac{1}{2}"$	269379-525	269006-526

New:

Gauge Size	Throat Plate	Feed Dog
* $\frac{1}{4}" - 1" - \frac{1}{4}"$	269598	—
$\frac{1}{4}" - \frac{1}{4}" - \frac{1}{4}"$	269597	—
$\frac{5}{16}" - \frac{5}{16}" - \frac{5}{16}"$	269652-503	—
$\frac{3}{8}" - \frac{3}{8}" - \frac{3}{8}"$	269652-502	—
$\frac{1}{2}" - \frac{1}{2}" - \frac{1}{2}"$	269598	—